

Inline ejectors Series VEDL

Vacuum compact ejectors in technopolymer without moving parts, based on the Venturi principle, used for direct installation on suction pads. Available in two sizes with internal nozzle of 0,5 and 0,7 mm and with suction rate from 8 to 16 l/min.



- » No moving parts for long life and maintenance
- » Easy and fast installation directly at the gripping point
- » Optimized dimensions
- » Reduced weight, 5 g only, ideal for dynamic applications
- » Low air consumption

Generally, these vacuum compact ejectors are used for direct installation inline between the suction pad and compressed air supply. This substantially reduces the volume to be evacuated and allows therefore shorter cycle times.

GENERAL DATA

Description	Inline ejectors
Materials	- body in technopolymer - internal nozzle in brass

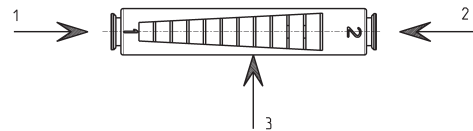
CODING EXAMPLE

VE	DL	-	05	-	T1
----	----	---	----	---	----

VE	SERIES: VE = Vacuum ejector
DL	VERSION: DL = inline light
05	NOZZLE DIAMETER: 05 = 0,5 mm 07 = 0,7 mm
T1	TYPE OF CONNECTION (ON SUPPLY SIDE): T1 = plier - tube Ø4

TECHNICAL DATA

- 1 = Compressed air inlet
- 2 = Vacuum inlet
- 3 = Exhaust



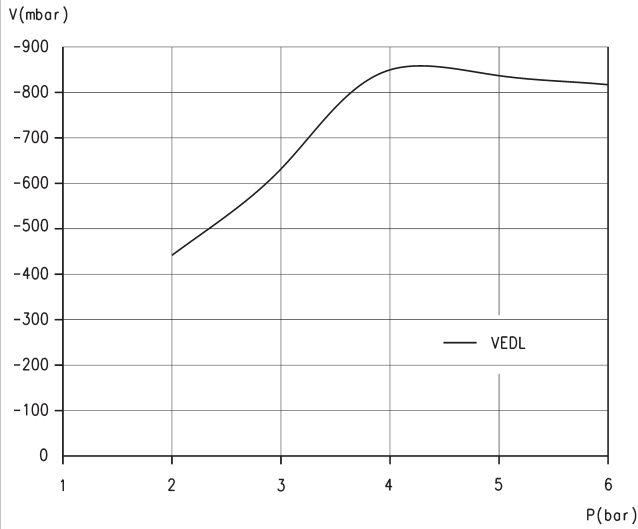
Usable fluids:
compressed air, oiled
and not, according to ISO
8573-1:2001 class 7-4-4

TECHNICAL DATA

Mod.	Ø nozzle (mm)	Obtainable relative pressure (mbar)	Vacuum flow (l/min)	Air consumption [l/min]	Operating pressure	Optimum operating pressure (bar)	Operating temperature (°C)	Weight (kg)	Noise level gripped [dB(A)]	Noise level free [dB(A)]	Suggested internal Ø for tubes (mm) up to 2 m
VEDL-05-T1	0,5	-830	8	13	3...6	4,5	0...60	0,005	52	60	2/2
VEDL-07-T1	0,7	-850	15	25	3...6	4,5	0...60	0,005	55	63	2/2

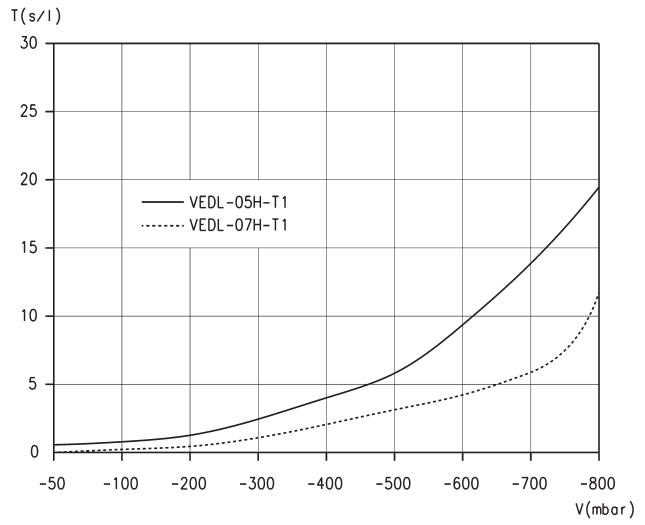
5/2.12.02

Diagrams VEDL



LEGEND:
 V = Vacuum values
 P = Working pressure

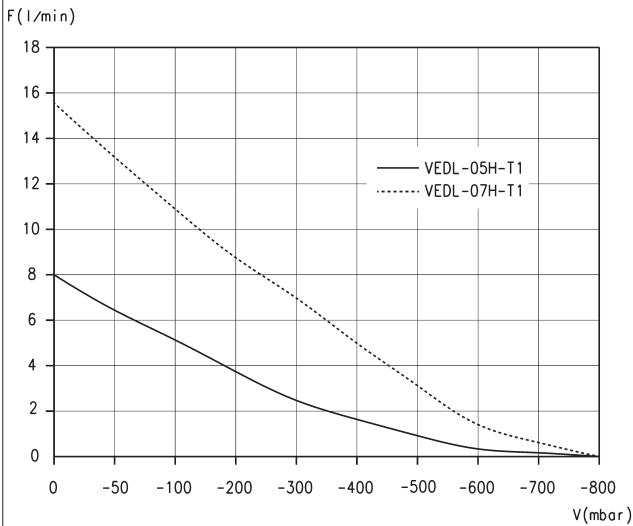
Note: Vacuum reachable with different supply pressures



LEGEND:
 T = Evacuation time
 V = Vacuum values

Note: Evacuation time for different vacuum values

Diagrams VEDL



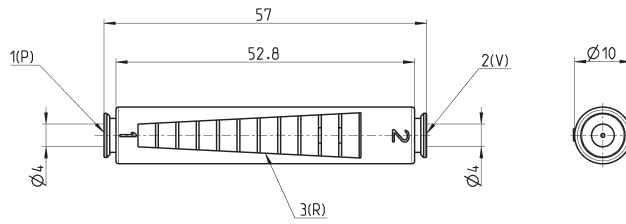
LEGEND:
 F = Suction rate
 V = Vacuum values

Note: Suction rate with different vacuum values

Inline ejector VEDL



[P] = Pressure
 [V] = Vacuum
 [R] = Exhaust



Mod.

VEDL-05-T1

VEDL-07-T1