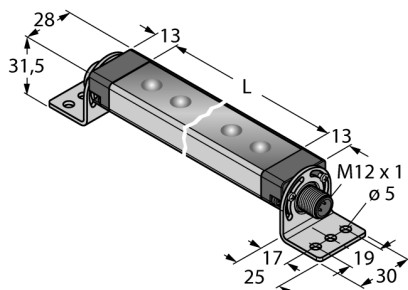
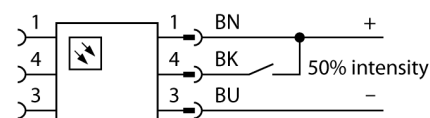


work light
linear light
WLS28-2CW1130DXQ



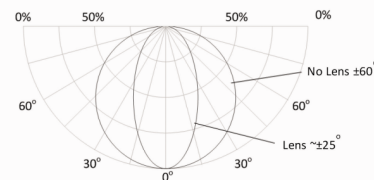
- **Cascadable**
- **Light beam: 1130mm**
- **Operating voltage: 12...30 VDC**
- **Protection class: IP50**
- **Color: Cold white**
- **M12 x 1 male, straight, 4-pin**
- **SMBWLS28RA mounting bracket included in delivery**

Wiring diagram



Functional principle

The energy-efficient LED work lights are ideally suited for industrial applications. The color temperature is between 6,000 and 7,100 Kelvin (cool white). Depending on the model, the luminous flux is 325 or 2600 lumen. Some work lights are switched on/off via supply power (10...30 VDC) and some types by means of a button directly at the LED lamp. In addition, the LED can be dimmed to 50% of its light output by activating a high signal on PIN 4, or for the variants with a switch by means of a further switch position. On some models the light output is continuously dimmable via a PWM signal on PIN 4. Cascadable variants are also available. Variants with a clear or diffused plastic windows, as well as with an aperture angle of 25°.



Type code	WLS28-2CW1130DXQ
Ident no.	3087817

Purpose	Work light
Operating mode	linear light
Cascadable	yes
Design	rectangular
Dimensions	1162 x 28 x 21 mm
Housing material	metal, AL
Window material	Acrylic, diffuse
Connection	male, M12 x 1, 4-wire
Useful life	50000 h
IP Rating	IP50
Ambient temperature	-25...+70 °C
Storage temperature	-40...+70°C
Relative humidity	≤ 90 %
Approvals	CE, UL

Operating voltage	12...30VDC
DC rated operational current	≤ 3040 mA
Input power	36.48 W

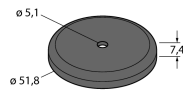
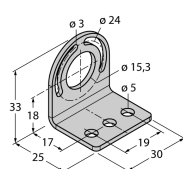
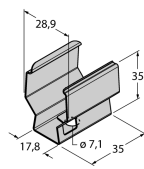
Light type	white
Color temperature	6000...7100K
Luminous flux lumen	2600 lm
Aperture angle degree	60 °
Dimmable	2 steps

work light
linear light
WLS28-2CW1130DXQ

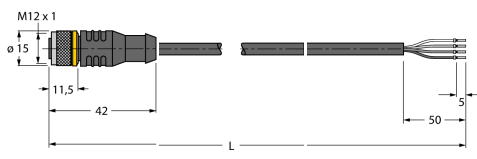
TURCK

Industrial
Automation

Accessories

Type code	Ident no.	Description	Design
SMBWLSMAG	3019574	Magnetic mounting bracket for fixing to metal surfaces	
SMBWLS28RA	3015764	Mounting bracket, angled, metal, for WLS28 work lights, 5 mm holes	
SMBWLS28SP	3088063	Snap-on clamp	

Wiring accessories

Type code	Ident no.	Description	Design
RKC4.4T-2/TEL	6625013	Connection cable, female M12, straight, 4-pin, cable length: 2 m, sheath material: PVC, black; cULus approval; other cable lengths and qualities available, see www.turck.com	
WKC4.4T-2/TEL	6625025	Connection cable, female M12, angled, 4-pin, cable length: 2 m, sheath material: PVC, black; cULus approval; other cable lengths and qualities available, see www.turck.com	